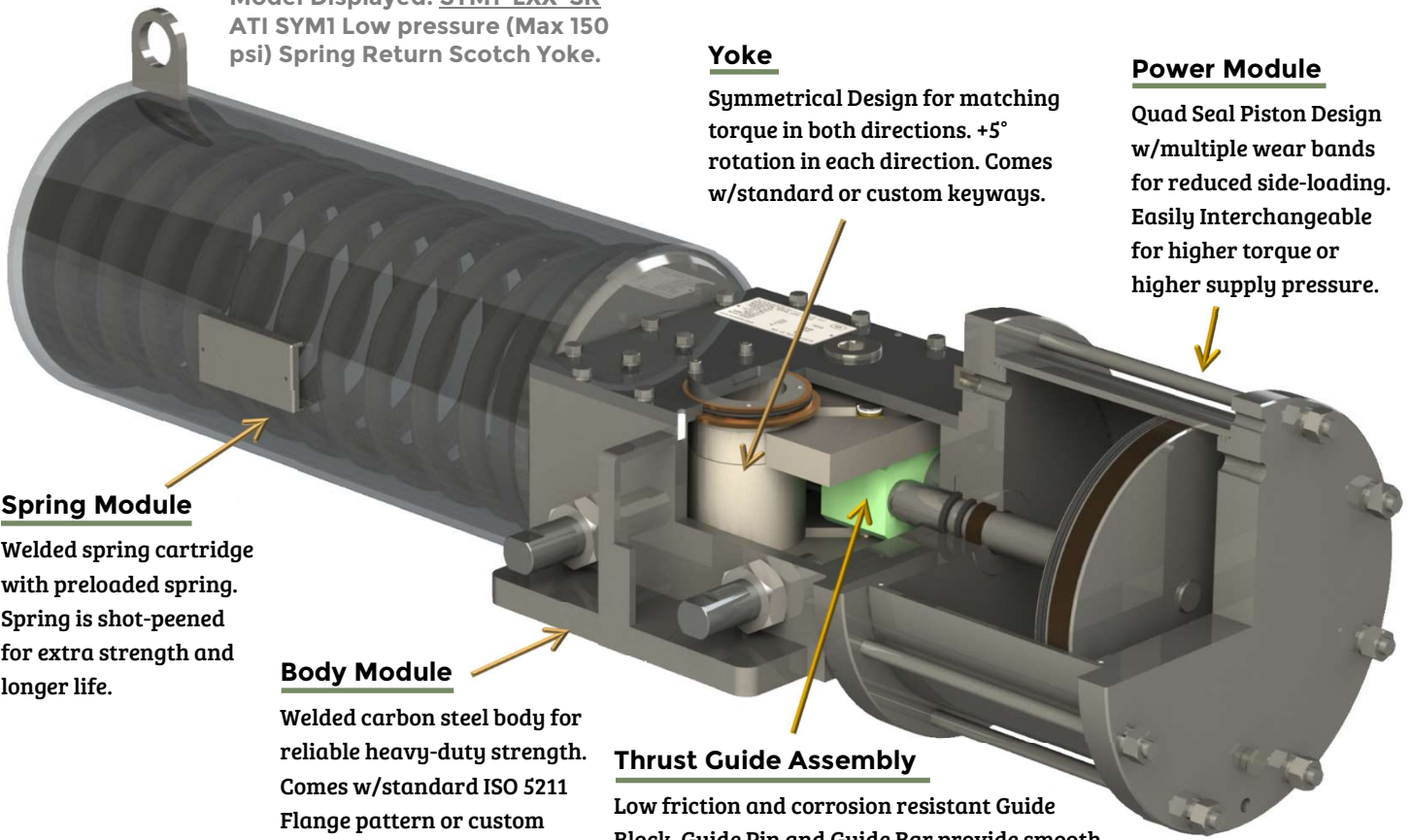




Scotch Yoke M-Series Actuator



Model Displayed: **SYM1-LXX-SR**
ATI SYM1 Low pressure (Max 150 psi) Spring Return Scotch Yoke.



Yoke

Symmetrical Design for matching torque in both directions. +5° rotation in each direction. Comes w/standard or custom keyways.

Power Module

Quad Seal Piston Design w/multiple wear bands for reduced side-loading. Easily Interchangeable for higher torque or higher supply pressure.

Spring Module

Welded spring cartridge with preloaded spring. Spring is shot-peened for extra strength and longer life.

Body Module

Welded carbon steel body for reliable heavy-duty strength. Comes w/standard ISO 5211 Flange pattern or custom pattern.

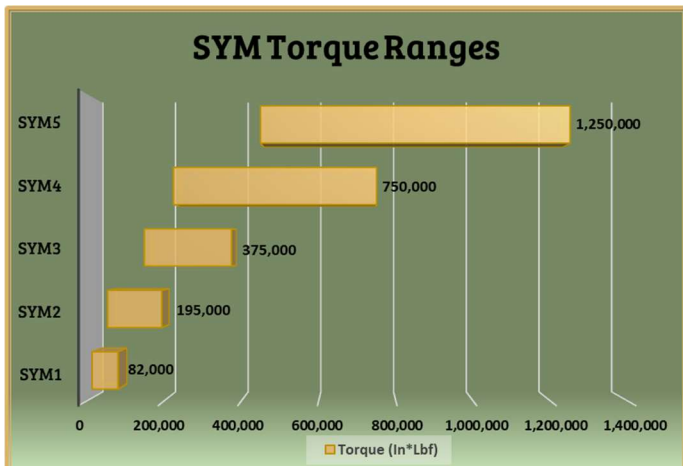
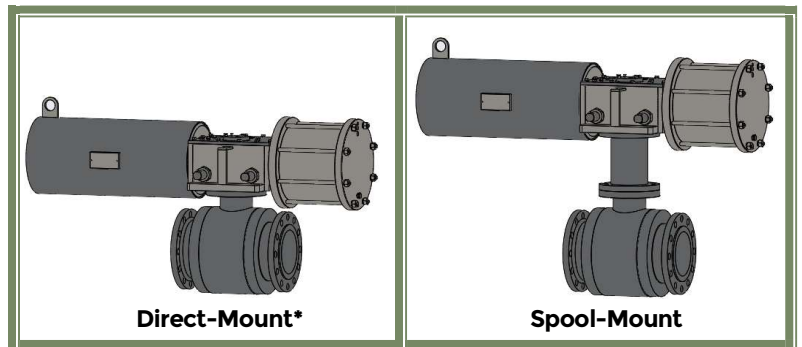
Thrust Guide Assembly

Low friction and corrosion resistant Guide Block, Guide Pin and Guide Bar provide smooth rotation and reduces side-loading on valve stem and power module.

★ Direct Mounting Capability ★

Actuator Model	ISO Flange Pattern (Maximum)	Stem Diameter (Maximum)
SYM1	F25	2.625
SYM2	F35	3.75
SYM3	F40	5.5
SYM4	F48	6.875
SYM5	F60	7.5

★ Mounting Options ★



Direct Mount Advantage

- ★ Decreases Height of Valve-Actuator System.
- ★ Allows direct contact between yoke and valve stem.
- ★ Reduces side-loading on valve/valve stem.
- ★ Decreases wear damage to valve sealing surfaces.
- ★ Reduces cost of Valve-Actuator assemblies.
- ★ Decreases chance of torsional deformation & elongation.

*Consult with ATI Representative for application-specific mounting options.



Spring Return Actuator

- ★ Process Control Valve for downstream application.
- ★ Actuator Model: SYM1-L10-SR1008
- ★ Direct Mount to 6" 150# Grove Ball Valve.
- ★ Fail Closed Spring Position.
- ★ Limit switch feedback with Visual indication.
- ★ Regulated supply pressure into solenoid directional control valve.



Modulating Spring Return Actuator

- ★ Low Pressure Steam Control Valve for Turbine Power Generation.
- ★ Actuator Model: SYM1-H04-SR1036
- ★ Direct Mount to 18" 150# Vanessa Butterfly Valve.
- ★ Custom power module Head for Servo-valve mounting.
- ★ Up to 36,000 in*lb of spring end torque.
- ★ Fail Closed Spring Position.



Double-Acting Actuator

- ★ Pipeline Block Valve and Header Line into Facility.
- ★ Actuator Model: SYM2-L14
- ★ Direct Mount to 16" 600# WKM Ball Valve.
- ★ Body Module rated to 192,000 in*lb of torque.
- ★ Power Module rated to 150 psi supply pressure

Passion for Customization

AUTOMATION TECHNOLOGY

21225 FM 529 ROAD

CYPRESS, TEXAS 77433 USA

TEL: +1 713-934-0171

EMAIL: SALES@ATIACTUATORS.COM

WWW.ATIACTUATORS.COM

★ Global Leader in Customized Valve Automation ★