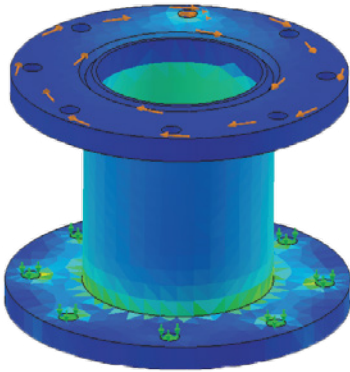




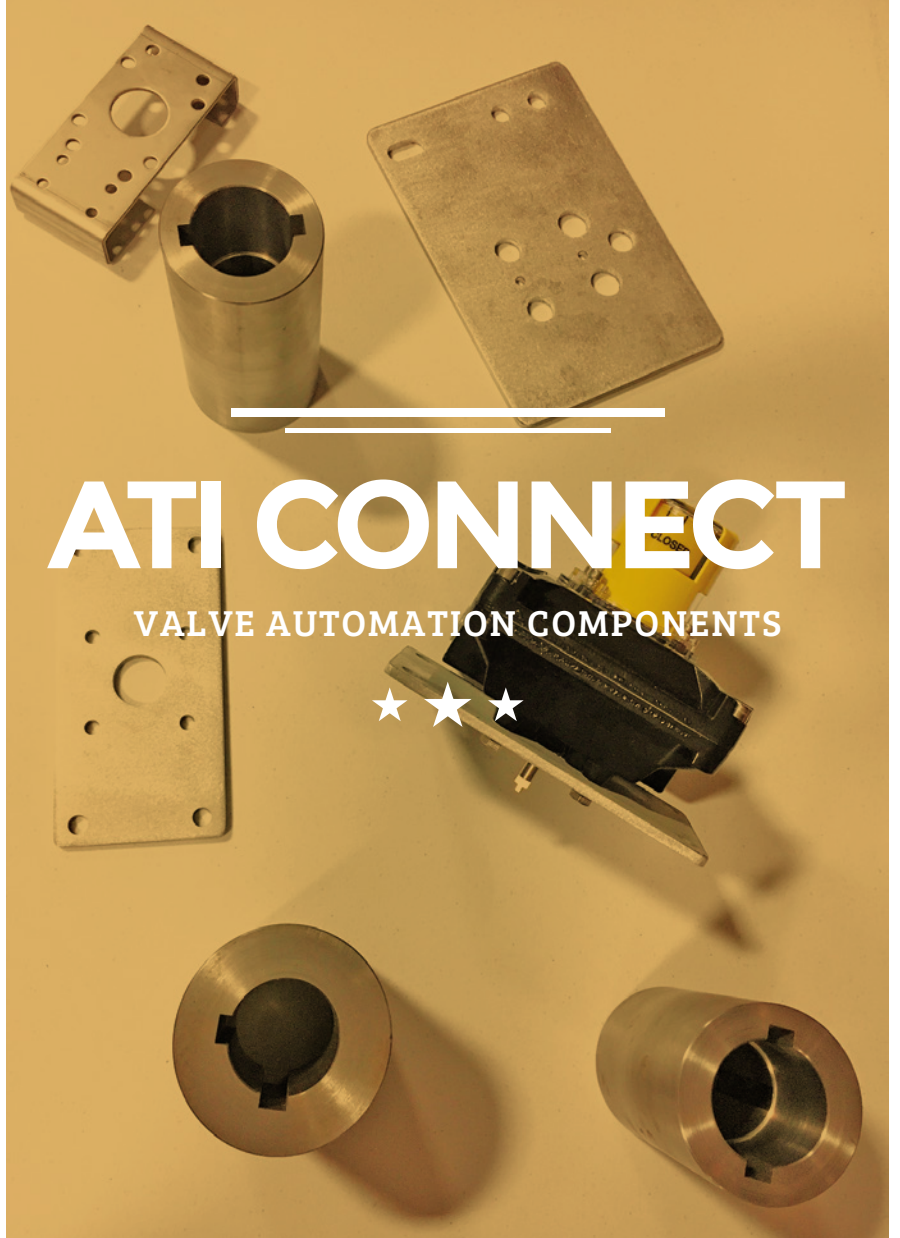
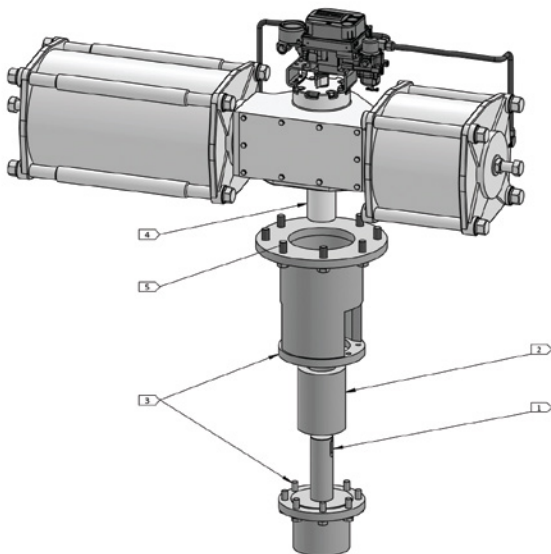
★

ENGINEERING & DESIGN



ATI Connect™ uses SolidWorks® 3D modeling software to design the adaption components and perform material deflection and stress analysis using Finite Element Analysis (FEA).

This method allows ATI Connect an additional step to ensure a robust solution, and serves to create accurate and precise drawings, which are used during our manufacturing process.



ATI CONNECT

VALVE AUTOMATION COMPONENTS



★

OVERVIEW



ATI has long been the leader in customized valve automation. We earned this title because of our expertise in mounting actuators to valves via engineered precision spools, brackets, and couplings.

Our mounting components – spools, brackets, and couplings – are designed specifically with the actuator and valve adaption in mind. We are valve and actuator neutral, meaning that we can mount any actuator to any valve, thanks to our Engineering Design and Manufacturing Teams.

Speed is the name of the game, and ATI excels in this area with lead times that meet your requirements.



★ MANUFACTURING



Our shop is equipped with the latest manufacturing technology of CNC mills and lathes as well as plasma cutting. CAM software is utilized to accurately create the NC programs for our CNC mills and lathes. We have the capabilities to mill parts with lengths and widths to 42 inches, and turn parts to 60 inches in diameter.

MADE IN THE USA

Continuous improvement through our LEAN program ensures that ATI stays at the forefront of the industry. Kaizens are conducted on a routine basis to ensure that we are being driven to our future state.



CONTACT:

800-924-8037
+713-934-0171

www.atiaactuators.com

★ QUALITY



ATI Connect is ISO9001 certified, and we are capable of providing PED 2014/68/EU, CUTR 010/2011, and CUTR 012/2011 compliant products.

Our quality management system ensures that parts and assemblies are inspected in process during machining, and 100% final inspection is performed to ensure customer satisfaction. ATI Connect has material traceability throughout our value stream to suit orders with those requirements.

All parts are manufactured following our ERP system job travelers, with the information originating from our engineering team. These travelers show every operation, along with the machine used on each operation. Before the part can move to the next machine/operation, the current operation must be closed out and completed.

Our facility is 100% climate-controlled to prevent the threat of thermal expansion and measurement errors between machining and inspection, as well as to protect our inventory against corrosion and deterioration.

ATI puts experience, facilities, software and quality procedures together to CONNECT you to product reliability and performance.

For more information and a quotation, contact:
sales@atiaactuators.com